

THE PREMIUM KITCHEN COLLECTION



FISHER & PAYKEL





The Minimal style celebrates subtle textural and tonal contrasts for a sense of refinement and luxury. This package suggests a suite of products suitable for a large kitchen that may include significant tall storage, a generous island and working space, a scullery or other ancillary space. Ultimate style, performance and convenience.





Representing a timeless, enduring aesthetic, Contemporary appliances feature the clean lines, bold yet complementary tonal contrasts, and signature design features that have become a hallmark of this Fisher & Paykel style.

COLUMN REFRIGERATION

Combine Integrated Column Refrigerators, Freezers, Refrigerator Freezers and Wine Cabinets for a kitchen that exudes luxury, underpinned by remarkable performance and intuitive technologies.



INTEGRATED

RS6121VL2K1 / RS6121SRK1 / RS6121WRUK1
Integrated Column Refrigeration



INTEGRATED

RS7621FLJK1

Integrated Column Freezer*, 76cm, Ice
 Or right hinge: RS7621FRJK1
 H2134 x W756 x D610mm



INTEGRATED

RS6121FLJK1

Integrated Column Freezer*, 61cm, Ice
 Or right hinge: RS6121FRJK1
 H2134 x W603 x D610mm



INTEGRATED

RS4621FLJK1

Integrated Column Freezer*, 45.7cm, Ice
 Or right hinge: RS4621FRJK1
 H2134 x W451 x D610mm

All of our Integrated Column Freezers, Refrigerators and Wine Cabinets have been awarded the prestigious Red Dot Award



reddot winner 2020

“ This appliance combination impresses with its reduced design that meets the aesthetic requirements of modern kitchens ”

JURY STATEMENT

● *Stainless steel door panels, handles and toe-kicks available as accessories.



INTEGRATED

RS7621SRK1

Integrated Column Refrigerator, 76cm*
 Or left hinge RS7621SLK1; or with internal
 water dispenser RS7621SRHK1 / RS7621SLHK1
 H2134 x W756 x D610mm



INTEGRATED

RS6121SRK1

Integrated Column Refrigerator, 61cm*
 Or left hinge: RS6121SLK1; or with internal
 water dispenser RS6121SRHK1 / RS6121SLHK1
 H2134 x W603 x D610mm



INTEGRATED

RS6121VL2K1

Integrated Column Wine Cabinet, 61cm*
 H2134 x W603 x D610mm



INTEGRATED

RS6121VR2K1

Integrated Column Wine Cabinet, 61cm*
 H2134 x W603 x D610mm

● *Stainless steel door panels, handles and toe-kicks available as accessories.



INTEGRATED

RS7621WLUK1

Integrated Refrigerator Freezer, 76.2cm, Ice & Water*
H2134 x W760 x D610mm



INTEGRATED

RS7621WRUK1

Integrated Refrigerator Freezer, 76.2cm, Ice & Water*
H2134 x W760 x D610mm



INTEGRATED

RS6121WLUK1

Integrated Refrigerator Freezer, 61cm, Ice & Water*
H2134 x W603 x D610mm



INTEGRATED

RS6121WRUK1

Integrated Refrigerator Freezer, 61cm, Ice & Water*
H2134 x W603 x D610mm

● *Stainless steel door panels, handles and toe-kicks available as accessories.

INTEGRATED REFRIGERATION

Designed to match your cabinetry, Integrated refrigeration offers the freedom to blend seamlessly with the kitchen, or contrast with stainless steel panels and handles.



INTEGRATED

RS90A2

Integrated French Door Refrigerator Freezer, 90cm
H1798 x W896 x D610mm



INTEGRATED

RS9120WLJ2

Integrated Refrigerator Freezer, 90.6cm, Ice*
 Or right hinge: RS9120WRJ2
 H2028 x W906 x D606mm



INTEGRATED

RS9120WRU2

Integrated Refrigerator Freezer, 90.6cm, Ice & Water*
 Water only available with stainless steel door panels
 H2028 x W906 x D606mm



INTEGRATED

RS90A2

Integrated French Door Refrigerator Freezer, 90cm*
 Available in 80cm size: RS80A2
 H1798 x W896 x D610mm



INTEGRATED

RS90AU2

Integrated French Door Refrigerator Freezer, 90cm, Ice & Water*
 Water only available with stainless steel door panels
 Available in 80cm size: RS80AU2
 H1798 x W896 x D610mm



INTEGRATED

RB60V18M

Integrated Refrigerator Freezer, 60cm
 H1773 x W555 x D544mm



INTEGRATED

RB9064S1

Integrated CoolDrawer™
 Multi-temperature Drawer*
 H640 x W855 x D557mm

*Stainless steel door panels available as accessories (except for RB60V18M).

OVENS

Bring your design vision to life with distinctive ovens that allow freedom of expression with exceptional performance and cooking precision. Choose from a range of styles.



FISHER & PAYKEL

MINIMAL

OB60SDPTB1

Oven, 60cm, 16 Function, Self-cleaning
H598 x W596 x D565mm



MINIMAL

OS60SDTB1

Combination Steam Oven, 60cm, 23 Function
Oven with dial: OS60SDTDB1
H598 x W596 x D565mm



CONTEMPORARY

OS60SDTX1

Combination Steam Oven, 60cm, 23 Function
Oven with dial: OS60SDTDX1
H598 x W596 x D565mm



MINIMAL

OB60SDPTB1

Oven, 60cm, 16 Function, Self-cleaning
Oven with dial: OB60SDPTDB1
H598 x W596 x D565mm



CONTEMPORARY

OB60SDPTX1

Oven, 60cm, 16 Function, Self-cleaning
Oven with dial: OB60SDPTDX1
H598 x W596 x D565mm



MINIMAL

OB60SD11PB1

Oven, 60cm, 11 Function, Self-cleaning
H598 x W596 x D565mm



CONTEMPORARY

OB60SD11PX1

Oven, 60cm, 11 Function, Self-cleaning
H598 x W596 x D565mm

COMBINATION OVENS

Pair the science of cooking and the art of cuisine, with combination ovens designed to help master both temperature and heat.



MINIMAL

OS60NDBB1

Combination Steam Oven,
60cm, 9 Function
H458 x W596 x D562mm



MINIMAL

OM60NDBB1
Combination Microwave Oven, 60cm
H458 x W596 x D562mm



CONTEMPORARY

OM60NDB1
Combination Microwave Oven, 60cm
H458 x W596 x D562mm



MINIMAL

OS60NDBB1
Combination Steam Oven, 60cm, 9 Function
H458 x W596 x D562mm



CONTEMPORARY

OS60NDB1
Combination Steam Oven, 60cm, 9 Function
H458 x W596 x D562mm

COMPANION DRAWERS

Achieve perfect results with a full suite of companion appliances, delivering specialised functionality and extending the design aesthetic throughout the kitchen.

FISHER & PAYKEL

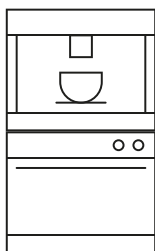
MINIMAL

WB60SDTEB1

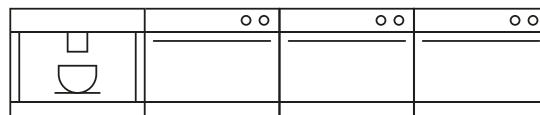
Warming Drawer, 60cm, Tall
H290 x W596 x D567mm

A MODULAR APPROACH

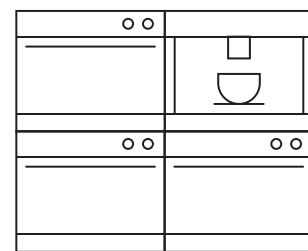
Endlessly configurable, align companions vertically or horizontally, as a gridded block, or distribute them for absolute convenience.



Stack



Side-By-Side



Grid



MINIMAL

WB60SDEB2
Warming Drawer, 60cm
H140 x W596 x D567mm



CONTEMPORARY

WB60SDEX2
Warming Drawer, 60cm
H140 x W596 x D567mm



MINIMAL

VB60SDEB1
Vacuum Seal Drawer, 60cm
H140 x W596 x D566mm



CONTEMPORARY

VB60SDEX1
Vacuum Seal Drawer, 60cm
H140 x W596 x D566mm



MINIMAL

WB60SDTEB1
Warming Drawer, 60cm, Tall
H290 x W596 x D567mm

COMPANION COFFEE MAKERS

Experience the convenience of expertly brewed coffee at the touch of a button. Pair Ovens with complementary Built-in Coffee Makers to create a kitchen suite for every need.



MINIMAL

EB60DSXBB1
Built-in Coffee Maker, 60cm
H458 x W596 x D480mm



CONTEMPORARY

EB60DSXB2
Built-in Coffee Maker, 60cm
H458 x W596 x D480mm



PERSONALISE YOUR CUP | Program your Coffee Maker to start up at the same time every day and make your favourite coffee.



BARISTA-STYLE COFFEE | The conical burr grinder delivers a consistent grind for the perfect coffee. Set it to suit your preference.

INDUCTION HOBS

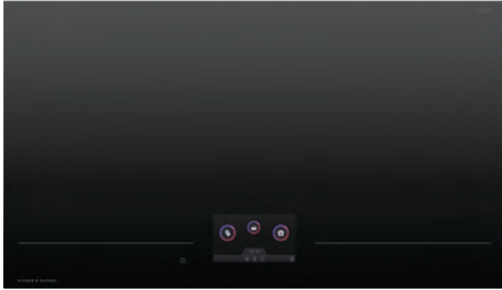
Induction hobs give unrivalled accuracy and immediacy of heat at both high and low temperatures.



MINIMAL

CI926DTB4

Full Surface Induction Hob, 92cm
H52 x W920 x D530mm




MINIMAL

CI926DTB4
Induction Hob, 92cm, Full Surface
H52 x W920 x D530mm



MINIMAL

CI905DTB4
Induction Hob, 90cm,
5 Zones with SmartZone
H54 x W900 x D530mm




MINIMAL

CID834RDTB4
Induction Hob, 83cm, 4 Zones with Integrated Ventilation
CID834RDTB4: Recirculation Hob / CID834DTB4: Vented Hob
H217 x W830 x D515mm



MINIMAL

CI764DTB4
Induction Hob, 76cm, 4 Zones
H54 x W760 x D530mm



MINIMAL

CI604DTB4
Induction Hob, 60cm,
4 Zones with SmartZone
H54 x W600 x D530mm



MINIMAL

CI302DTB4
Induction Hob, 30cm,
2 Zones with SmartZone
H54 x W300 x D530mm

GAS HOBS

Gas hobs allow creative cooking techniques to come to the fore, putting control of heat distribution and power in the hands of the chef.



MINIMAL

CG903DNGB4

Gas on Glass Hob, 90cm
H58 x W900 x D450mm



MINIMAL

CG903DNGGB4*
Gas on Glass Hob, 90cm
LPG version: CG903DLPGB4
H58 x W900 x D450mm



CONTEMPORARY

CG905DWNGFCX3*
Gas on Steel Hob, 90cm, Flush Fit
LPG version: CG905DWLPFCX3
H76 x W900 x D530mm



MINIMAL

CG905DNGGB4*
Gas on Glass Hob, 90cm
LPG version: CG905DLPGB4
H58 x W900 x D530mm



CONTEMPORARY

CG905DNGX1*
Gas on Steel Hob, 90cm
LPG version: CG905DLPX1
H59 x W900 x D530mm



MINIMAL

CG604DNGGB4*
Gas on Glass Hob, 60cm
LPG version: CG604DLPGB4
H58 x W600 x D530mm



MINIMAL

CG451DNGGB4*
Gas on Glass Hob, 45cm
LPG version: CG451DLPGB4
H58 x W450 x D530mm

*All models are available in an LPG version.

RANGE COOKERS

The range cooker is a unique appliance, combining hob and oven cooking in one to create a powerful visual statement.



CLASSIC

OR90SCG6B1

Freestanding Range Cooker, Dual Fuel, 90cm,
H898 - 946 x W897 x D600mm



CLASSIC

OR90SCG6B1

Freestanding Range Cooker, Dual Fuel, 90cm,
5 Burners, Self-cleaning
H898 - 946 x W897 x D600mm



CLASSIC

OR90SCI6B1

Freestanding Range Cooker, Induction, 90cm,
5 Zones with SmartZone, Self-cleaning
H898 - 946 x W897 x D600mm



CONTEMPORARY

OR90SDG6X1

Freestanding Range Cooker, Dual Fuel, 90cm,
H898 - 946 x W897 x D600mm



CONTEMPORARY

OR90SDG6X1

Freestanding Range Cooker, Dual Fuel, 90cm,
5 Burners, Self-cleaning
H898 - 946 x W897 x D600mm



CONTEMPORARY

OR90SDI6X1

Freestanding Range Cooker, Induction, 90cm,
5 Zones with SmartZone, Self-cleaning
H898 - 946 x W897 x D600mm

COOKER HOODS

Ventilation doesn't just keep the air clean. It protects the kitchen from oils, ensuring cabinetry and furniture stay in pristine condition. Our Cooker Hoods are crafted to pair perfectly with the hob.



INTEGRATED

HP90IHCB3

Integrated Insert Cooker Hood, 90cm
H315 x W830 x D280mm



INTEGRATED

HP60IHCB3

Integrated Insert Cooker Hood, 60cm
H352 x W530 x D280mm



INTEGRATED

HP90IHCB3

Integrated Insert Cooker Hood, 90cm
H315 x W830 x D280mm



CONTEMPORARY

HT90GHB2

Wall Cooker Hood, 90cm, Tilt Chimney
H800-1140 x W900 x D380mm



CONTEMPORARY

HC90BCXB2

Wall Cooker Hood, 90cm, Box Chimney
H600-1035 x W900 x D500mm



CONTEMPORARY

HC60BCXB2

Wall Cooker Hood, 60cm, Box Chimney
H600-1035 x W600 x D500mm



CONTEMPORARY

HC90BCXB2

Wall Cooker Hood, 90cm, Box Chimney
H600-1035 x W900 x D500mm



CONTEMPORARY

HC120BCXB2

Wall Cooker Hood, 120cm, Box Chimney
H600-1035 x W1200 x D500mm

DISHDRAWER™ DISHWASHER

Designed to make everyday life simpler and styled to blend seamlessly with cabinetry, DishDrawer™ Dishwashers can be distributed throughout the kitchen to support patterns of use.



INTEGRATED

DD60SHT19

Integrated Single DishDrawer™ Dishwasher,
Tall, Sanitise, Customise your cabinetry
H454 x W599 x D571mm



CONTEMPORARY

DD60SDFHX9

Single DishDrawer™ Dishwasher, Sanitise
H410 x W599 x D573mm



CONTEMPORARY

DD60DDFHX9


Double DishDrawer™ Dishwasher, Sanitise
H820-880 x W599 x D573mm



CONTEMPORARY

DD60DDFHB9

Double DishDrawer™ Dishwasher, Sanitise
H820-880 x W599 x D573mm



INTEGRATED

DD60DH19

Integrated Double DishDrawer™ Dishwasher, Sanitise
H820-880 x W599 x D571mm



INTEGRATED

DD60DTX6H11

Integrated Double DishDrawer™ Dishwasher,
Tall, Sanitise**
H865-925 x W599 x D571mm



INTEGRATED

DD60SHT19

Integrated Single DishDrawer™ Dishwasher,
Tall, Sanitise*
H454 x W599 x D571mm



INTEGRATED

DD60STX6H11

Integrated Single DishDrawer™ Dishwasher,
Tall, Sanitise**
H454 x W599 x D571mm



INTEGRATED

DD60SH19

Integrated Single DishDrawer™ Dishwasher, Sanitise*
H410 x W599 x D571mm



*Stainless steel door panels and handle kits available as accessories or customise with your own cabinetry. **Stainless steel Interior.



**DESIGN FOR KITCHEN PERFECTION
WITH NEW TRADE RESOURCES**

INTRODUCING NEXT GENERATION TRADE RESOURCES

With new and improved content suitable for various stages of your project from concept through to documentation, our purpose-built 3D and 2D files and specification documents have been developed with a focus on accuracy and clarity, to make your job easier.

Specifically optimised for the Architecture industry, our high resolution models allow for real-time rendering, parametric design in BIM and sophisticated scheduling.

Learn more at fisherpaykel.com/uk/trade-resources

[FISHERPAYKEL.COM](https://fisherpaykel.com)
