

FISHER & PAYKEL  
SMARTDRIVE™ WASHERS



*Fisher & Paykel*



*Fisher & Paykel*



## **FRONT LOADERS NOW POWERED BY SMARTDRIVE™**

World-first SmartDrive™ technology is re-engineered for Fisher & Paykel's Front Loader series. By combining smart electronics with vector control and a direct drive motor, the need for a belt and pulley is removed and the motor constantly provides feedback to the computer controlling the tumble and spin action. With 20 years of experience using this technology in Top Loaders, the result is a quieter, quicker and more reliable product. Our washing machines have been designed to wash at lower temperatures and for most cycles to produce clean clothes in under an hour. We have distilled 21 years of SmartDrive™ development into a user friendly control panel, to deliver an intuitive and easy to use washing machine.

---

## SmartDrive™ Front Loader Features


---

---

### 1 SmartDrive™ Technology

---

Fisher & Paykel SmartDrive™ washing machines use our world first direct drive technology, which has revolutionised clothes washing and clothes care since the 1990s. By combining smart electronics with a vector control and a direct drive motor, removing the belt and pulleys, these washing machines can sense and respond to each load, delivering exceptional clothes care quickly and quietly.



---

### 2 Quick Vortex Wash Cycles

---

Unique to Fisher & Paykel is the Vortex Wash which speeds up the cleaning process so most cycles take less than an hour to complete. This is like an explosion in the midst of the tumble action which thrusts the soapy water from the bottom of the drum into and through the clothes. By getting the cleaning agents and heat into the fibres of the clothes quicker the clothes get clean quicker.



---

### 3 Whisper Quiet

---

Our SmartDrive™ washers use our latest generation direct drive motors, removing cumbersome parts and improving our ability to sense what's happening inside the drum. Without these old components SmartDrive™ Front Loaders are more reliable, produce less vibration, and noise levels during the wash are reduced to being whisper quiet.



---

#### 4 SmartTouch™ Control Dial

---

The SmartTouch™ Control Dial is your interface to SmartDrive™ technology. It distils 21 years of SmartDrive™ development into a user-friendly interface, to deliver an expert wash every time.

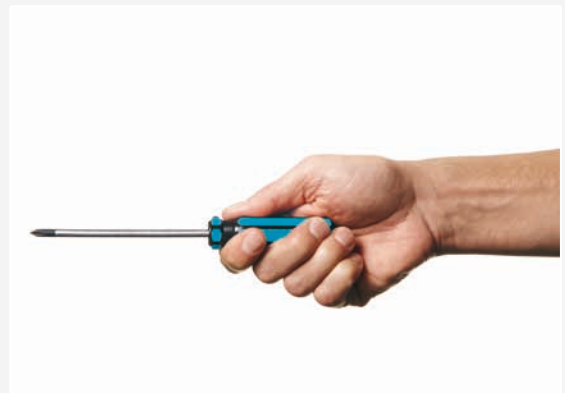


---

#### 5 Self Diagnosis

---

Our Front Loaders are capable of diagnosing their own problems. A series of user warnings guide you to solve simple issues like “taps not on” or “overdosing detergent”. Should a more complex problem arise a series of fault codes will guide an authorised service person to a speedy solution.



---

#### 6 Hot and Cold Fill

---

Unlike many others, our Front Loaders let you choose whether your water is heated in the washing machine or uses your hot water supply. You can connect to cold only and let the washer heat the water, or if you wish to use hot water from your supply, connect to both hot and cold. Depending on your hot water supply, this may be a more energy efficient option, and speed up the cycles.



---

## WH8060P / WH7060P

---

Thirteen specific wash cycles, an “add a garment” function, a wrinkle free option and a choice of three soil levels, give you more control over your wash. SmartDrive™ technology delivers great clothes care and a quicker, quieter wash.

---

### 1 Efficiency

---

Our SmartDrive™ washers deliver an A+++ energy rating\*.

---

### 2 Fast Spin

---

A maximum spin speed of 1400rpm achieves an B spin rating and removes more water from each load, reducing drying times. A choice of 1100, 800, or 500rpm spin lets you lower the spin speed for easier ironing.

---

### 3 Quick

---

The Vortex wash speeds up the cleaning process so nine of the 13 cycles take less than an hour to complete when washing at 30°C. It quite simply uses the force of the spinning drum to deliver the soapy water deep into the fabric surface to get the clothes clean quicker. The Vortex wash means the Everyday cycle can be used for all load sizes.

---

### 4 Quiet

---

SmartDrive™ washers produce less vibration and noise levels are less than 54dBA during the wash and less than 72dBA when spinning so you can wash at any time without disturbing those around you.

---

### 5 Hygienic

---

Preventing the unpleasant build-ups that create smells has been made possible with the combination of anti-microbial materials, a Drum Clean cycle and a free draining door gasket.

---

### 6 Convenient

---

The ‘add a garment’ feature allows you to quickly add or remove a garment mid cycle. Simply select add a garment and for most cycles the door will unlock immediately. If the drum water is too high, just enough will be drained out before the door is unlocked.

---

\* WH8060P has an A+++ -40 energy rating, and WH7060P has an A+++ -20 energy rating.





Fisher & Paykel

POWER

Everdry

Super Drain

Keylock

Wash

Wash

Wash

Wash

Wash

Wash

Wash

Wash

Wash

Wash

Wash

Wash

Wash

Wash

Wash

Wash

Wash

Wash

Wash

Wash

Wash

Wash

Wash

Wash

Wash

Wash

Wash

Wash

Wash

Wash

Wash

Wash

Wash

Wash

Wash

Wash

Wash

Wash

Wash

Wash

Wash

Wash

Wash

Wash

Wash

Wash

Wash

Wash

Wash

Wash

Wash

Wash

Wash

Wash

Wash

Wash

Wash

Wash

Wash

Wash

Wash

Wash

Wash

Wash

Wash

Wash

Wash

Wash

Wash

Wash

Wash

Wash

Wash

Wash

Wash

Wash

Wash

Wash

Wash

Wash

Wash

Wash

Wash

Wash

Wash

Wash

Wash

Wash

Wash

Wash

Wash

Wash

Wash

Wash

Wash

Wash

Wash

Wash

Wash

Wash

Wash

Wash

Wash

Wash

Wash

Wash

Wash

Wash

Wash

Wash

Wash

Wash

Wash

Wash

Wash

Wash

Wash

Wash

Wash

Wash

Wash

Wash

Wash

Wash

Wash

Wash

Wash

Wash

Wash

Wash

Wash

Wash

Wash

Wash

Wash

Wash

START/PAUSE

---

## WH8060J/WH7060J

---

These models offer one touch control with nine programmed cycles. They are designed for you to select and walk away leaving them to get on with the job on their own—taking time out of washing so you can spend more time living.

---

### 1 Efficiency

---

Our SmartDrive™ washers deliver an A+++ energy rating\*.

---

### 2 Fast Spin

---

A maximum spin speed of 1200rpm achieves a B spin rating. A choice of 800, or 500rpm spin lets you lower the spin speed for easier ironing.

---

### 3 Quick

---

The Vortex wash speeds up the cleaning process so seven of the nine cycles take less than an hour to complete when washing at 30°C. It quite simply uses the force of the spinning drum to deliver the soapy water deep into the fabric surface to get the clothes clean quicker. The Vortex wash means the Everyday cycle can be used for all load sizes.

---

### 4 Quiet

---

SmartDrive™ washers produce less vibration and noise levels are less than 54dBA during the wash and less than 68dBA when spinning so you can wash at any time without disturbing those around you.

---

### 5 Hygienic

---

Preventing the unpleasant build-ups that create smells has been made possible with the combination of anti-microbial materials, a Drum Clean cycle and a free draining door gasket.

---

\* WH8060J has an A+++ -40 energy rating, and WH7060J has an A+++ -20 energy rating.



Instant Refresh



POWER

Control Lock

Heavy

Delicate

Easy Care

Drum Clean

Spin

Refresh

Wash

Rinse

Spin

Wash

Rinse

Spin

Wash

Rinse

Spin

Wash

Rinse

Spin

Wash

Rinse

Spin

Wash

Rinse

Spin

Wash

Rinse

Spin

Wash

Rinse

Spin

Wash

Rinse

Spin

Wash

Rinse

Spin

Wash

Rinse

Spin

Wash

Rinse

Spin

Wash

Rinse

Spin

Wash

Rinse

Spin

Wash

Rinse

Spin

Wash

Rinse

Spin

Wash

Rinse

Spin

Wash

Rinse

Spin

START/PAUSE



---

**Front Load Washers**



01



02

①

**WH8060P1**

**8.0kg Front Load Washer**  
H850 x W600 x D620mm

②

**WH7060P1**

**7.0kg Front Load Washer**  
H850 x W600 x D570mm

---

**Front Load Washers**



01



02

①

**WH8060J1**

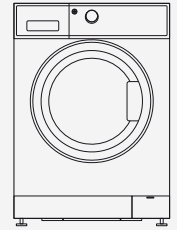
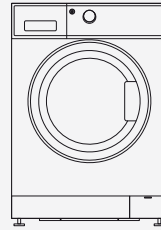
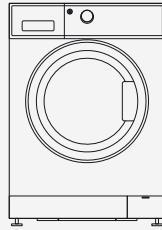
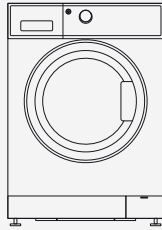
**8.0kg Front Load Washer**  
H850 x W600 x D620mm

②

**WH7060J1**

**7.0kg Front Load Washer**  
H850 x W600 x D570mm

---



Type of appliance	8.0kg Front Load Washer	7.0kg Front Load Washer	8.0kg Front Load Washer	7.0kg Front Load Washer
<b>Model no.</b>	<b>WH8060P1</b>	<b>WH7060P1</b>	<b>WH8060J1</b>	<b>WH7060J1</b>
<b>Finish</b>	<b>White</b>	<b>White</b>	<b>White</b>	<b>White</b>
<b>Dimensions</b>	H850 x W600 x D620mm	H850 x W600 x D570mm	H850 x W600 x D620mm	H850 x W600 x D570mm
<b>Capacity (dry load)</b>	8.0kg	7.0kg	8.0kg	7.0kg
<b>Energy rating</b>	A+++ -40%	A+++ -20%	A+++ -40%	A+++ -20%
<b>Annual Energy Consumption</b>	115 kWh/annum	134kWh/annum	115kWh/annum	134kWh/annum
<b>Annual Water Consumption</b>	8300/annum	9200/annum	8300/annum	9200/annum
<b>Water Consumption l/cycle</b>	38L	42L	38L	42L
<b>Spin Performance</b>	B	B	B	B
<b>Noise (wash)</b>	54dB	54dB	54dB	54dB
<b>Noise (spin)</b>	72dB	70dB	68dB	68dB
<b>Performance</b>				
SmartDrive™	●	●	●	●
Vortex Wash	●	●	●	●
Wash profiles	14	14	10	10
Spin speeds	4	4	3	3
Max spin speed	1400 rpm	1400 rpm	1200 rpm	1200 rpm
<b>Wash cycles</b>				
Cottons	●	●	●	●
Everyday	●	●	●	●
Heavy	●	●	●	●
Delicate	●	●	●	●
Easy Iron	●	●	●	●
Bulky	●	●	●	●
Allergy	●	●	●	●
Handwash	●	●	●	●
Quick	●	●	●	●
Super Quick	●	●	●	●
Drum Clean	●	●	●	●
Rinse	●	●	●	●
Spin	●	●	●	●
<b>Wash features</b>				
Water temperature controls	5	5	5	5
Soil level	3	3		
Add a garment (immediate door opening)	●	●		
Controlled cold	●	●	●	●
Extra rinse option	●	●	●	●
Pre Wash	●	●	●	●
No spin/Spin hold	●	●	●	●
Eco	●	●	●	●
Wrinkle Free	●	●	●	●
Time to go	●	●	●	●
Delay start	●	●	●	●
Customise cycle	●	●	●	●
Anti-fungal door gasket	●	●	●	●
Keylock	●	●	●	●
Auto out of balance correction	●	●	●	●
Excess foam detection	●	●	●	●
Flood protection	●	●	●	●
Detergent dispenser	●	●	●	●
Fabric softener dispenser	●	●	●	●
Choice of cold only or hot and cold water inlets	●	●	●	●
Stainless steel drum	●	●	●	●
SmartTouch™ control dial	●	●	●	●
<b>Warranty</b>				
Parts & labour	2 years	2 years	2 years	2 years
Direct Drive Motor (Parts only)	10 years	10 years	10 years	10 years



FPBR0589 JANUARY 2015.  
Copyright © Fisher & Paykel 2015.  
All Rights Reserved.

The product dimensions and specifications in this brochure apply to the specific products and models described at the date of issue. Under our policy of continuous product improvement, these dimensions and specifications may change at any time. You should therefore check with your dealer or Fisher & Paykel's Customer Care Centre to ensure this brochure correctly describes the products currently available.

You automatically receive a 2 year Manufacturer's Warranty with the purchase of a Product covering parts and labour for servicing within the country of purchase. Our products are only intended for normal domestic use in accordance with the Product's User Guide. Any defects arising from any other use are not covered.

**Important Notice of Disclaimer:** Our brochure contains information on a wide subject of products which we manufacture and/or sell internationally. Some particular products, models or sizes which are detailed in this brochure may not be available for sale and purchase in your area or country, if available the product may have different options to those depicted in the brochure. Before agreeing to purchase a particular product by reference to this brochure please check its availability and accuracy of its description.

This brochure is printed on paper made from sustainable forests using elementary chlorine-free pulp and vegetable based ink. This brochure represents a green choice by Fisher & Paykel to participate in the growing movement towards social responsibility.

United Kingdom  
Fisher & Paykel Appliances Limited  
Maidstone Road, Kingston, Milton Keynes,  
Buckinghamshire, MK10 OBD,  
United Kingdom  
Office Tel: 08000 886 601  
Email: [sales@fisherpaykel.co.uk](mailto:sales@fisherpaykel.co.uk)

Ireland  
Fisher & Paykel Appliances  
Unit D2, North Dublin Corporate Park,  
Swords, Co. Dublin,  
Ireland  
Office Tel: +353 (1) 8077960  
Office Fax: +353 (1) 8077961  
Sales & Marketing Tel: 1800 625 173  
Email: [sales@fisherpaykel.ie](mailto:sales@fisherpaykel.ie)

Europe  
Fisher & Paykel Appliances is available in certain European countries only. To find a local provider in your country please visit [www.fisherpaykel.com](http://www.fisherpaykel.com) or email [europe@fp.co.nz](mailto:europe@fp.co.nz)



**CUSTOMER CARE**  
**CALL 24 HOURS A DAY, 7 DAYS A WEEK.**

Fisher & Paykel has a 24 hour enquiry service that allows customers to speak to a real person about any questions they might have about their products. Our Customer Care Representatives can offer advice on which appliance will best suit their needs, and provide extensive product knowledge on how to use a current Fisher & Paykel product. They can also arrange for a service technician to install selected products and advise consumers where their nearest Fisher & Paykel stockist can be found. Nobody is better suited to install, service and repair your Fisher & Paykel household appliance than our network of specially trained service technicians.

**United Kingdom**

**T** 08000 886 605 **E** [uk.customercare@fisherpaykel.com](mailto:uk.customercare@fisherpaykel.com)

**Ireland**

**T** 1800 625173 or 01-8077960 **E** [ie.customercare@fisherpaykel.com](mailto:ie.customercare@fisherpaykel.com)

[www.fisherpaykel.com](http://www.fisherpaykel.com)

[www.facebook.com/FisherPaykelUK](https://www.facebook.com/FisherPaykelUK)

***Fisher & Paykel***